




MB 2K

- Multi-Tight 2K -

Multi-functional building waterproofing

Combines the properties of flexible and crack-bridging mineral waterproofing grouts (MWG; AbP as per PG-MDS/FPD) and bitumen thick coatings (PMBC; U report according to DIN EN 15814)



Availability			
Quantity per pallet	44	18	18
Packaging unit	8,3 kg	25 kg	25 kg
Type of container	Combi-container (1 x 4.8 kg powder + 1 x 3.5 kg polymer)	Combi-container (1 x 14.4 kg powder + 1 x 10.6 kg polymer)	Combi-container (3 x 4.8 kg powder + 3 x 3.5 kg polymer)
Container code	08	11	25
Art. no.	3014	■	■

Application rate

At least 1.1 kg/m²/mm of dry coat thickness



Coat thicknesses and application rate when used as a crack-bridging MWG in interior and exterior areas: see application rate table under application examples.

Apply to a large enough trial area to determine the precise amount required.

Range of use



- Rapid waterproofing
- Waterproofing in new buildings
- Horizontal waterproofing in and underneath walls
- WTA-compliant retroactive waterproofing
- Can be applied > 3 m below ground
- Approved for connecting to water impermeable concrete structures
- Waterproofing of foundations and base points
- Waterproofing in a bond
- Bonding layer on old bitumen coatings
- Repair of flat roof waterproofing on roofs of structures which are not habitations



- For attaching perimeter insulation panels

Property profile

- Tested on crack formation of greater than 3 mm (according to DIN EN 14891)
- Complete drying and cross-linking occur rapidly, after just 18 hours
- Meets the test requirements for PMBC
- Radon-tight (verified through testing)
- Solvent-free
- Bitumen-free
- Water pressure tight
- High tensile adhesion strength
- Excellent adhesion on non-mineral substrates (e.g. plastics, metals)
- Highly flexible, elastic and crack-bridging
- Can be covered after a very short time (≥ 4h)
- UV-resistant
- Freeze/thaw-resistant
- Can be plastered and painted over
- Can be applied as a grout, with a brush or trowel, or by spraying

Characteristic data of the product

Crack-bridging	≥ 3 mm (with a dry layer ≥ 3 mm thick)
Layer thickness	1.1 mm thick wet layer produces approx. 1 mm thick dry layer ⁽¹⁾
Cross-slit pressure tests	passed, even without a layer of reinforcement
Water vapour diffusion resistance	μ = 1755
Water impermeability	tested up to an 8 m water column
Base	polymer binder, cement, additives, special fillers
Reaction to fire	Class E (DIN EN 13501-1)
Drying time	approx. 18 hours for a 2 mm layer (5 °C, 90% RH) approx. 9 hours for a 2 mm layer (23 °C, 50% RH)
Bulk density of fresh mortar	approx. 1.0 kg/dm ³
Consistency	paste-like

The values stated represent typical characteristic data of the product and are not to be understood as binding product specifications.

Certificates

- [Klassifizierung zum Brandverhalten DIN EN 13501-1_MPA BS](#)
- [AbP PG-FPD](#)
- [Test report on imperviousness to radon, Dr. Kemski Bonn](#)
- [Test report WTA leaflet 4-6_U report 1202/112/19 Water impermeability in conjunction with WP Sulfatex](#)
- [General Building Inspectorate test certificate as per PG AIV-F_P-1201/551/18 MPA BS](#)
- [General Building Inspectorate test certificate as per PG MDS_P-1201/552/18 MPA BS](#)
- [General Building Inspectorate test certificate as per PG ÜBB_P-1201/553/18 MPA BS](#)
- [Test for determining crack bridging_Test report 19-438 Brifa](#)
- [Waterproofing of building plinths with full-length windows \(single-layer masonry with ETICS\)](#)
- [Waterproofing of full-length windows \(two-layer masonry\)](#)
- [AgBB-Zertifikat MB 2K](#)
- [Temperaturwechselverträglichkeit n. DIN EN 1504-2_Kiwa P12015](#)



- AbP gemäß PG FBB - P-1202/361/19 MPA BS
- Prüfbescheinigung HFA Stauwasser-Anschluss bodentiefe Elemente
- Remmers International Garantie
Inasmuch as a Remmers International Guarantee (RIG) has been granted, only the conditions / requirements indicated in the written contract between the RIG specialist firm and Remmers shall apply.

Additional information

- Contract performance record
- Special agreement for earth-covered ceiling surfaces
- Special agreement for cellar waterproofing
- Plinth Manual
- Statement: standard plinth waterproofing according to DIN 18533
- Stellungnahme Abdichtung auf Dämmstoffen in Übergangsbereichen

Possible system products

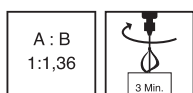
- Protect MKT 1* (3024)
- Kiesol (1810)
- Kiesol MB (3008)
- VZ MB (3005)
- WP DS Level (0426)
- VM Fill (0517)
- VM Fill - Rapid (0519)
- Remmers waterproofing slurries
- FL fix (2817)
- DS Protect (0823)
- Tape VF 120 (5071)
- Color PA (6500)
- Tape B 240 E / Tape B 240 (4806)

*Use biocidal products carefully.
Always read the label and product information before use.

Preparation

- **Substrate requirements**
The substrate must be clean, dry, flat and capable of bearing a load, and free of dust, oil, grease and release agents.
Roughen non-mineral substrates.
- **Substrate preparation**
Remove projecting seams and mortar remains.
Break off or slope corners and edges.
In coves, embed Tape VF (Art. 5071) into the material and smooth to < 20 mm.
Alternatively, use a suitable mortar to produce a sealing cove.
Close indentations > 5 mm with a suitable filler or with MB 2K mixed with Selectmix RMS (MR of between 1:1 and 1:3).
Roughen the surface of plastic pipes with sandpaper; clean and, if necessary, sand metal pipes.
If necessary, provide damp proofing.
Prime absorbent mineral substrates with Kiesol MB.
Apply a scratch coat (approx. 500 g of MB 2K/m²) with the product itself as a contact layer and in order to prevent blisters.

Production of the mixture

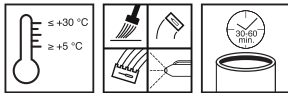


- **Combi-container**
Stir the liquid component with a suitable mixing tool.
Loosen the powder component and add it in full to the liquid component.
Mix for approx. 1 minute before suspending the mixing process to allow the air that has been stirred in to escape.
Remove the powder adhering to the side.



Mix again for 2 minutes.
Keep the mixing tool near the bottom of the bucket while mixing.

Directions



■ Conditions for use

Temperature of the material, air and substrate: from min. +5 °C to max. +30 °C.
Temperature of the material, air and substrate: from min. +5 °C to max. +30 °C.
Low temperatures increase, while high temperatures decrease the working and setting time.

■ Working time (+20 °C)

30-60 minutes

Vertical surface waterproofing

Apply the product in two layers on the previously prepared substrate in accordance with the applicable regulations.

Horizontal surface waterproofing

Apply the product in two layers on the previously prepared substrate in accordance with the applicable regulations.

After the waterproofing has dried thoroughly, place two layers of PE sheet over the waterproofing before the screed is laid.

At the edges, the waterproofing layer is applied up to the upper edge of the floor or up to the horizontal barrier.

Horizontal waterproofing in and underneath walls

Apply the product in two layers on the previously prepared substrate in accordance with the applicable regulations.

Connection details/building element joints

Use the Water Stop VF system to bridge corner and connecting joints, as well as connections to rising components (e.g. full-length windows, doors).

Apply MB 2K and work in the Tape VF so that it is crease-free.

Pipes passing through walls

Seal passing-through pipes by using the product to form a cove around them.

When an adhesive flange or loose/fixed flange is used for pipes passing through walls, they should be bedded into the waterproofing.

Use Remmers Pipe Flange in cases where the water load is "pressing water".

Plinth render

If render is to be subsequently applied, an additional layer of grout should be spread on to the last layer of waterproofing. SP Prep can then be thrown over the entire surface of the fresh layer of grout.

Work can be continued with compound mortar and reinforcement mortar after approx. 4 hours without an additional layer of grout/preparatory mortar.

Follow-up work and covers

After 4 hours, work can be continued with adhesive mortar, filling mortar or reinforcement mortar.

Coating

Direct coating with binder-rich dispersion coats.

Always set up a trial area/trial areas first.

Tips on use

In the case of liquid-applied waterproofing materials, direct sunlight and/or wind exposure can cause accelerated skin formation and accompanying blistering.

Do not use in direct sunlight.

Do not use on untreated aluminium.

The scratch layer does not as a rule count as a waterproofing layer.



The maximum total wet coat thickness must not exceed 5 mm.

Moving the material (e.g. by stirring) in the mixing bucket can prevent premature skin formation.

Mortar that has already set cannot be made workable again by adding water or fresh mortar.

Protect the fresh waterproofing layer from rain, direct sunlight, frost and condensation water.

Once dry, protect from mechanical damage.

Add a further load-distributing layer if using the product for waterproofing under raised floor supports.

Ensure sufficient ventilation when applying the product in closed areas (wear respiratory protection if necessary).

Please contact Remmers Technical Service (phone +49 5432 83900) before applying with machine processing.

Application examples



Water exposure classes (DIN 18533)		Dry film thickness (mm)	Wet film thickness (mm)	Application quantity (kg/m ²) ⁽¹⁾	Yield 25 (kg/m ²)
W1.1-E/W1.2-E* Soil moisture and non-pressing water	Soil moisture and non-pressing water	≥ 2	approx. 2.2	approx. 2.2	approx. 11.3
W2.1-E** moderate exposure to pressing water (anchoring depth <3 m)	Standing seepage water and pressing water	≥ 3	approx. 3.3	approx. 3.3	approx. 7.5
W2.1-E** moderate exposure to pressing water (anchoring depth <3 m)	Waterproofing at transition to water-impermeable concrete building elements	≥ 3	approx. 3.3	approx. 3.3	approx. 7.5
W2.2-E*** high exposure to pressing water (anchoring depth >3 m)	---	≥ 4	approx. 4.4	approx. 4.4	approx. 5.6
W3-E** non-pressing water on soil-covered ceiling	Non-pressing water on soil-covered ceiling	≥ 3	approx. 3.3	approx. 3.3	approx. 7.5
W4-E Splashing water at wall plinth and capillary water in and underneath walls in contact with the ground	Splashing water/plinth waterproofing	≥ 2	approx. 2.2	approx. 2.2	approx. 11.3
W4-E Splashing water at wall base and capillary water in and underneath walls in contact with the ground	Waterproofing in and underneath walls	≥ 2	approx. 2.2	approx. 2.2	approx. 11.3
---	Water containers with a water depth of up to 8 metres	≥ 3	approx. 3.3	approx. 3.3	approx. 7.5

* On masonry with special agreement

** Special agreement required

*** Special agreement required / Only permitted for use on concrete substrates

Film thickness margin according to DIN 18533:

du = scratch coat, application rate approx. 0.5 kg/m² (depending on substrate)

dv = not necessary with layer thickness trowel/ without layer thickness trowel: application rate approx. 0.4 kg/m² (dmin = 3 mm)

⁽¹⁾ Up to and including batch number 31108815 - application rate: at least 1.2 kg/m²/mm of dry coat thickness.



Notes

The characteristic data of the product were calculated under laboratory conditions at 20°C and 65% relative humidity.
 Deviations from applicable regulations must be agreed separately.
 The guideline “Planning and Execution of Waterproofing Building Elements with Ground Contact using Flexible Waterproofing Slurries”, published by Deutsche Bauchemie, 2nd edition as per 2006, should be observed.
 The relevant test certificates must be observed when planning and carrying out work.
 The special agreements as well as test certificates can be downloaded online at www.remmers.com.
 Always set up a trial area/trial areas first.

Tools / Cleaning


Mixer, ladle, smoothing trowel, layer thickness trowel, wide brush, surface brush, roller



Clean tools with water while the material is still fresh.
 Any material that has already begun to dry can only be removed mechanically.

Storage / Shelf life

If stored unopened in its original container in a cool, dry place and protected against frost, the product will keep for at least 9 months.



Safety data / Regulations

For further information on the safety aspects of transporting, storing and handling the product and on disposal and environmental matters, please see the current Safety Data Sheet.

Disposal

Larger quantities of leftover product should be disposed of in the original containers in accordance with the applicable regulations. Completely empty, clean containers should be recycled. Do not dispose of together with household waste. Do not allow to enter the sewage system. Do not empty into drains.

Declaration of performance

- > [Declaration of Performance](#)
- > [Declaration of performance](#)



CE marking



0761

Remmers GmbH

Bernhard-Remmers-Str. 13, D – 49624 Lönningen

GBI P75

EN 14891: 2012 + AC: 2012

MB 2K

Liquid applied, water-impermeable product for external installations on walls and floors, beneath ceramic tiling (bonded with Remmers C2 adhesives in accordance with EN 12004)

Initial tensile strength: $\geq 0.5 \text{ N/mm}^2$

Tensile adhesion strength after contact with $\geq 0.5 \text{ N/mm}^2$

water:

Tensile adhesion strength after heat ageing: $\geq 0.5 \text{ N/mm}^2$

Tensile adhesion strength after freeze-thaw $\geq 0.5 \text{ N/mm}^2$

cycles:

Tensile adhesion strength after contact with $\geq 0.5 \text{ N/mm}^2$

lime water:

Waterproofing: No penetration

Crack bridging ability under normal $\geq 0.75 \text{ mm}$

conditions:

Crack bridging ability at low temperatures: $\geq 0.75 \text{ mm at } -5 \text{ }^\circ\text{C}$

Release of dangerous substances: NPD

Please note that the data and information given above have been calculated as guidelines in the laboratory and from real-life experience and are therefore not binding as a basic principle.

This information is therefore of a general nature only and describes our products and how they are used and worked with. In this respect, it must be borne in mind that the varied and diverse nature of the

prevailing working conditions, materials used and construction sites encountered means that not every individual case can be covered. In this respect, we therefore recommend either conducting tests or liaising with us in the event of any doubt. Unless we have provided express written assurance of the products' specific suitability or characteristics in respect of a contractually stipulated intended use, any technical application-related advice or instruction will never

be binding, even though it is provided to the best of our knowledge. In all other respects, our general terms and conditions of sale and delivery shall apply.

When a new version of this Technical Data Sheet is published, it shall replace the previous version.